





# SPICE ISLANDS APPARELS LTD.

(Govt. Recognised Export House)

**Admin. Office:** 125-A, Mittal Tower, 12th Floor, 210, Nariman Point, Mumbai 400 021. India

Tel.: +91 (22) 6740 0800, 2282 3128 Fax: +91 (22) 2282 6167 www.spiceislandsindia.com

CIN NO. : L17121MH1988PLC050197

UN-AUDITED FINANCIAL RESULTS (PROVISIONAL) FOR QUARTER ENDED 30 SEPTEMBER 2016							Amount in Lakhs
SR. NO	PARTICULARS	Quarter ended 30.09.2016	Preceding Quarter ended 30.06.2016	Corresponding 3 months ended in previous year (Jul to Sep)	Year to date figures for the current period ended 30.09.2016	Year to date figures for the current period ended 30.09.2015	Year ended 31.03.2016
		Unaudited	Unaudited	Unaudited	Unaudited	Unaudited	Audited
1	Net Sales/Income from operations (Net of Excise Duty)	205.68	534.28	596.06	739.97	1,281.90	2,294.89
2	<b>Expenditure</b>						
	a) Increase/ decrease in stock in trade and WIP	69.90	12.08	(86.02)	81.98	(30.44)	(12.10)
	b) Consumption of Raw Materials/Packing Material	55.46	199.03	257.77	254.49	545.57	901.23
	c) Purchase of Stock in Trade	-	-	-	-	-	-
	d) Employee Cost	83.90	93.51	104.89	177.41	194.22	349.19
	e) Depreciation and amortisation expenses	12.82	11.86	9.16	24.68	18.24	49.47
	f) Other Expenditure	156.16	241.67	315.57	397.83	543.37	1,038.64
	<b>Total</b>	<b>378.24</b>	<b>558.15</b>	<b>601.37</b>	<b>936.38</b>	<b>1,270.96</b>	<b>2,326.43</b>
3	Profit from Operations before other income, Finance cost	(172.55)	(23.87)	(5.31)	(196.40)	10.94	(31.54)
	Exceptional items (1-2)						
4	Other Income	31.84	19.14	22.64	50.97	48.37	80.98
5	Profit before Finance cost and Exceptional items (3+4)	(140.72)	(4.73)	17.33	(145.44)	59.31	49.44
6	Finance Cost	3.21	3.99	4.32	7.20	6.63	17.03
7	Profit after Interest but before Exceptional items	(143.93)	(8.72)	13.01	(152.65)	52.68	32.41
8	Exceptional items	-	-	-	-	-	-
9	Profit/Loss from ordinary activities Before Tax (7-8)	(143.93)	(8.72)	13.01	(152.65)	52.68	32.41
10	Tax Expenses	0.00	-	3.90	-	15.80	4.60
11	Net Profit/Loss from ordinary Activities after tax	(143.93)	(8.72)	9.10	(152.65)	36.87	27.80
12	Extra ordinary items	-	-	-	-	-	-
13	Net Profit/Loss for the period	(143.93)	(8.72)	9.10	(152.65)	36.87	27.80
14	Paid-up Equity Share Capital	430.00	430.00	430.00	430.00	430.00	430.00
15	Reserves Excluding Revaluation Reserves	-	-	-	-	-	876.85
16	Earning Per Share(Rs.)	-	-	-	-	-	0.65
17	Public Shareholding						
	-Number Of Shares	16,19,588	16,19,588.00	15,85,202	16,19,588	15,85,202	16,19,588
	-Percentage Of Shareholding	37.66	37.66	36.87	37.66	36.87	37.66
18	Promoters & Promoter Group Shareholding						
	a) Pledged / Encumbered						
	-Number Of Shares	NIL	NIL	NIL	NIL	NIL	NIL
	-Percentage of Shares (as a % of the total shareholding of promoter and promoter group)	N.A.	N.A.	N.A.	N.A.	N.A.	N.A.
	-Percentage of Shares (as a % of the total share capital of the company)	N.A.	N.A.	N.A.	N.A.	N.A.	N.A.
	b) Non encumbered						
	-Number Of Shares	26,80,412	26,80,412.00	27,14,798	26,80,412	27,14,798	26,80,412
	-Percentage of Shares (as a % of the total shareholding of promoter and promoter group)	100.00	100.00	100.00	100.00	100.00	100.00
	-Percentage of Shares (as a % of the total share capital of the company)	62.34	62.34	63.13	62.34	63.13	62.34
<b>NOTES:</b>							
1	The above results were reviewed by the Audit Committee and by the Board of Directors in their meeting held on 8th November 2016						
2	Previous period's /year's figures have been regrouped wherever necessary, to make it comparable.						
3	Provision for Taxation includes provision for Current Tax, Deferred Tax.						
4	The Limited Review for the quarter as required under clause 41 of the listing agreement with the stock exchanges has been carried out by the Statutory Auditors of the Company.						
5	Status of investor grievances for the quarter ended 30 September 2015:						
	Pending as at 01-07-2016	Received during the quarter	Disposed during the quarter	Unresolved as at 30-09-2016			
	NIL			NIL			
For Spice Islands Apparels Ltd.							
 SEENA U KATRE (Whole Time Director) Place : Mumbai Dated: 08.11.2016							
							



# SPICE ISLANDS APPARELS LTD.

(Govt. Recognised Export House)

Admin. Office: 125-A, Mittal Tower, 12th Floor, 210, Nariman Point, Mumbai 400 021. India

Tel.: +91 (22) 6740 0800, 2282 3128 Fax: +91 (22) 2282 6167 www.spiceislandsindia.com

CIN NO. : L17121MH1988PLC050197

## UN-AUDITED SEGMENT (PROVISIONA) RESULTS FOR THE QUARTER ENDED 30TH SEPTEMBER 2016

( in Lakhs)

S No	Particulars	Quarter ended 30.09.2016	Preceding Quart's ended 30.06.2016	Corresponding 3 months ended in previous year (July to Sep)	Year to date figures for the current year ended 30.09.2016	Year to date figures for the current year ended 30.09.2015	Year to date figures for the previous year ended 31.03.2016
		Unaudited	Unaudited	Unaudited	Unaudited	Unaudited	Audited
<b>I.</b>	<b>Segment Revenue (from external Customer)</b>						
	Garment	205.97	534.28	600.20	740.25	1,290.62	2309.63
	Finance	33.73	16.96	18.50	50.69	39.65	66.23
	<b>Total</b>	<b>239.70</b>	<b>551.24</b>	<b>618.70</b>	<b>790.94</b>	<b>1330.27</b>	<b>2375.86</b>
<b>II.</b>	<b>Segment Result</b>						
	Garment	(136.45)	16.13	32.55	(120.32)	86.62	166.07
	Finance	33.73	16.96	18.50	50.69	39.65	59.51
	<b>Total</b>	<b>-102.72</b>	<b>33.09</b>	<b>51.04</b>	<b>-69.63</b>	<b>126.26</b>	<b>225.58</b>
a)	Unallocable corporate expenses net of unallocable income	25.17	25.96	24.55	51.13	48.71	126.67
b)	Interest expenses	3.21	3.99	4.32	7.20	6.63	17.03
c)	Depreciation	12.82	11.86	9.16	24.68	18.24	49.47
e)	Profit before tax	<b>-143.93</b>	<b>-8.72</b>	<b>13.01</b>	<b>-152.65</b>	<b>52.68</b>	<b>32.41</b>
<b>III.</b>	<b>Capital Employed</b>						
	(segment assets - segment liabilities)						
	<b>Segment Assets</b>						
	Garment	(251.08)	1220.23	84.33	969.15	1633.31	1119.81
	Finance	(171.55)	486.75	-8.21	315.20	223.38	423.19
	Unallocable Assets	195.91	44.25	1.78	240.16	69.76	43.72
	<b>Total</b>	<b>-226.73</b>	<b>1751.23</b>	<b>77.90</b>	<b>1524.50</b>	<b>1926.45</b>	<b>1586.71</b>
<b>IV.</b>	<b>Segment Liabilities</b>						
	Garment	(52.54)	414.30	23.10	361.76	478.54	241.01
	Finance	-	0.00	-	0.00	0.00	0.00
	Unallocable Liabilities ( Dividend Tax and Dividend amt)	(38.81)	38.81	46.17	0.00	57.14	38.85
	<b>Total</b>	<b>-91.35</b>	<b>453.11</b>	<b>69.27</b>	<b>361.76</b>	<b>535.67</b>	<b>279.87</b>
<b>V.</b>	<b>Other Information</b>						
	Capital Expenditure	40.55	4.70	80.83	45.25	195.39	185.15
	Depreciation	12.82	11.86	9.16	24.68	18.24	49.47
	Impairment Loss	-	-	-	-	-	-

For Spice Islands Apparels Limited.

*Salsu*  
SEEMA U. KATRE  
(Whole Time Director)  
Place : Mumbai  
Dated: 08/11/2016





## SPICE ISLANDS APPARELS LTD.

(Govt. Recognised Export House)

**Admin. Office:** 125-A, Mittal Tower, 12th Floor, 210, Nariman Point, Mumbai 400 021. India


Tel.: +91 (22) 6740 0800, 2282 3128 Fax: +91 (22) 2282 6167 www.spiceislandsindia.com

CIN NO. : L17121MH1988PLC050197

### UN-AUDITED STATEMENT OF ASSETS AND LIABILITIES

	As at current half year end 30.09.2016 (in lakhs)	As at current half year end 30.09.2015 (in lakhs)
<b>I. Equity and Liabilities</b>		
<b>Shareholders' Funds</b>		
Share Capital	430.00	430.00
Reserves and Surplus	724.20	960.75
	<u>1,154.20</u>	<u>1,390.75</u>
<b>Non-current liabilities</b>		
Long-term borrowings	201.68	230.26
Deferred tax liabilities (net)	-	-
Other long-term liabilities	-	-
Long-term provisions	-	-
	<u>201.68</u>	<u>230.26</u>
<b>Current liabilities</b>		
Short-term borrowings	-	-
Trade Payables	6.78	19.66
Other current liabilities	161.84	285.75
Short-term provisions	-	-
	<u>168.62</u>	<u>305.41</u>
<b>Total</b>	<u>1,524.50</u>	<u>1,926.42</u>
<b>II. Assets</b>		
<b>Non-current Assets</b>		
Fixed Assets		
i) Tangible assets	314.48	371.64
ii) Intangible assets	1.53	1.53
iii) Capital work in progress	-	-
Non-current investments	115.14	122.84
Long-term loan and advances	344.81	555.84
Deferred tax assets (net)	16.10	12.63
Other non-current assets	-	-
	<u>792.05</u>	<u>1,064.48</u>
<b>Current Assets</b>		
Current investments	200.06	100.54
Inventories	125.33	199.49
Trade receivables	26.98	266.21
Cash and cash equivalents	240.20	124.98
Short-term loans and advances	139.89	170.75
Other current assets	-	-
	<u>732.45</u>	<u>861.98</u>
<b>Total</b>	<u>1,524.50</u>	<u>1,926.42</u>

For Spice Islands Apparels Ltd.

  
Seema U. Karre  
(Whole Time Director)

Place : Mumbai  
Date: 08/11/2016

